

SOGAV™ 250

Solenoid Operated Gas Admission Valve

Applications

The SOGAV™ (Solenoid Operated Gas Admission Valve) 250 is an electrically actuated, high-response gas admission valve for in-manifold (port) fuel admission. The SOGAV 250 valve is designed for use on four-cycle, natural gas or dual-fuel engines. One SOGAV valve is required for each cylinder.

The SOGAV 250 valve is the electro-mechanical valve portion of an overall Woodward fuel admission system consisting of:

- In-Pulse™ electronic fuel injection control
- Main speed/air-fuel ratio/engine sequencing control (must regulate air manifold pressures as well as fuel admission).
- Other necessary valves, actuators, regulators, sensors, cables and safety devices

Governing is performed via valve opening duration, and individual cylinders can be duration or timing bias within the In-Pulse control.

The SOGAV 250 valve's E-core solenoid has a short travel and high output force which result in fast and consistent closing response. The valve is a face-type poppet with multiple concentric grooves. The moving metering plate is spring- and pressure-loaded in the closed direction.



- Port fuel admission for improved cylinder-to-cylinder control
- All-electric actuation
- Fast response
- Simple installation
- Electronic fuel injection technology for four-stroke engines
- For new engines and retrofits
- Works with Woodward In-Pulse™ electronics
- Certified for North American Hazardous Locations
- Compliant with applicable CE Directives -- EMC, Low Voltage, ATEX, Machinery, Pressure Equipment

Specifications

CONSTRUCTION

Materials	All parts exposed to the gas are resistant to corrosion and stress corrosion cracking
Mounting	May be mounted in any configuration
Gas Inlet Hole Diameter	Intake manifold runner (mating surface) must have 95–110 mm opening 95 mm

ENVIRONMENT

Operating Temperature	–20 to +105 °C (–4 to +221 °F)—8402-249, -251 –20 to +95 °C (–4 to +203 °F)—8402-250, -255
Vibration Qualification Test:	0.1 G ² /Hz Random, 10–2000 Hz, 12.8 Grms, 3 hours/axis (test derived from MS202F, Method 214A, Test Condition D) Test Method Woodward RV3 (balanced/top-load version)
Humidity, Salt Spray, Pressure Wash	The unit withstands exposure to pressure washing, salt spray, etc., without adverse corrosion or infiltration

PERFORMANCE

Response (assumes the use of a Woodward In-Pulse™ control):

	Unbalanced SOGAV 250	Balanced SOGAV 250
Time to full open after signal on	0.0050 s max	same
Time to full closed after signal off	0.0050 s max	same
Maximum Leakage When Closed	< 100 SCFH	same
Filtration Required for Long Life	5 µm absolute max particle size	same
Expected Maximum Gas Supply Pressure (P1)	450 kPa (4.5 bar abs; 65 psi abs)	650 kPa (6.5 bar abs; 94 psi abs)
Expected Maximum Air Manifold Pressure (P2)	300 kPa (3.0 bar abs; 43 psi abs)	400 kPa (4.0 bar abs; 58 psi abs)
Maximum Gas Manifold to Air Manifold		
Maximum Pressure Difference	150 kPa (1.5 bar; 22 psi)	250 kPa (2.5 bar; 36 psi)
Minimum Pressure Difference	100 kPa (1.0 bar, 14.5 psi)	n/a
Maximum Backfire Pressure Spike (without backflowing through valve)	50 kPa (0.5 bar; 7 psi) above the current gas manifold pressure	same
Expected Maximum Gas Supply Temperature	80 °C (176 °F)	same

REGULATORY COMPLIANCE

(Hazardous Locations listings are limited to solenoid only.)

European Compliance for CE Marking:

Low Voltage Directive	2006/95/EC
ATEX Directive	94/9/EC Zone 2, Category 3, Group II G, EEx m II T4 X

Other European Compliance:

(Compliance with the following European Directives or standards does not qualify this product for application of the CE Marking.)

EMC Directive	2004/108/EC Not applicable to this product. Electromagnetically passive devices are excluded from the scope of the 2004/108/EC Directive.
Machinery Directive	2006/42/EC Compliant as partly completed machinery
Pressure Equipment Directive	97/23/EC Exempt per Article 1-3.10

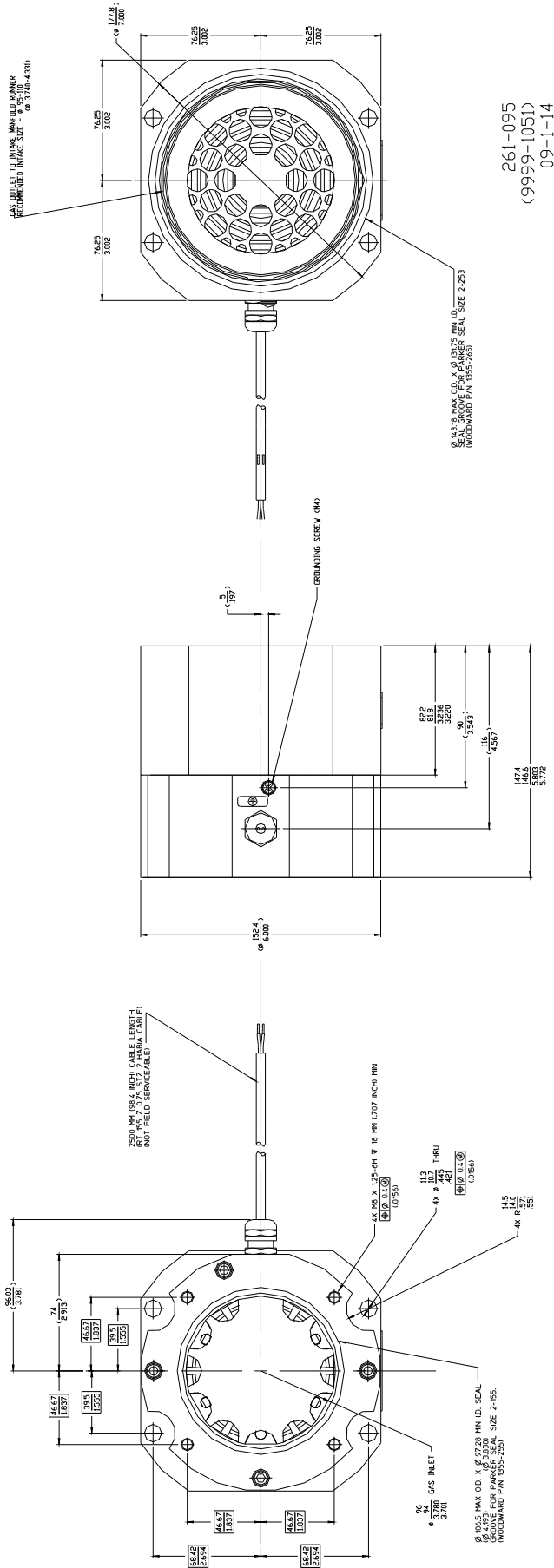
North American Compliance:

(Certified as a component for use in other equipment only.)

CSA	CSA Certified for Class I, Division 2, Groups A, B, C, D T4 at 105 °C Ambient for use in Canada and the United States
-----	---

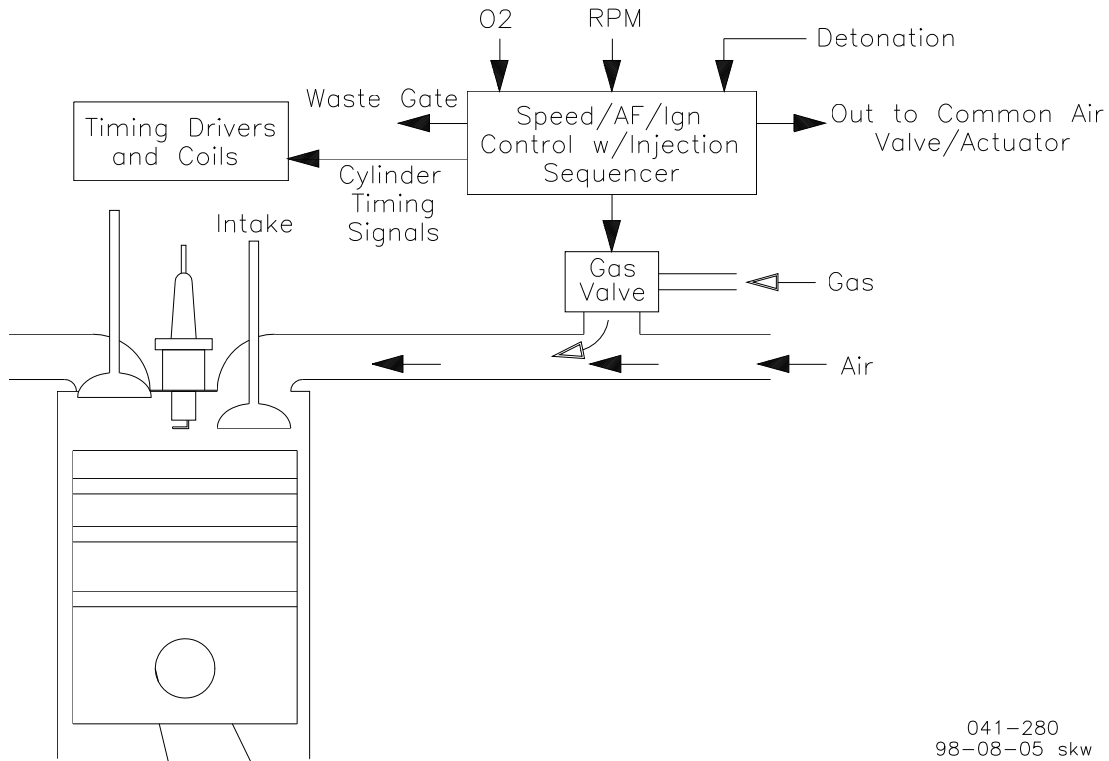
REFERENCE MANUALS

26114	<i>SOGAV 250 (unbalanced, bottom-load version) Installation and Operation Manual</i>
26500	<i>SOGAV 250 (pressure-balanced, top-load version) Installation and Operation Manual</i>



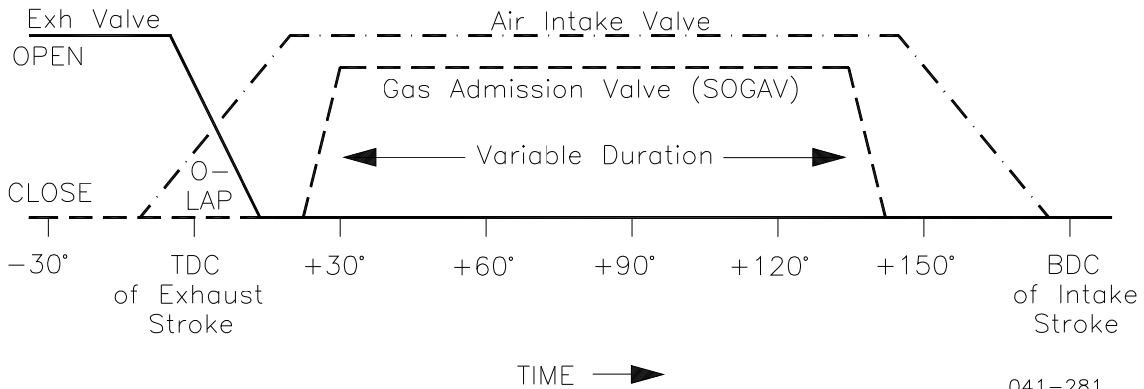
261-095
(9999-1051)
09-1-14

SOGAV 250 Outline Drawing (Flying Lead Version)



041-280
98-08-05 skw

In-manifold Electric Gas Admission



041-281
99-01-19 skw

Timing: In-manifold Gas Admission



PO Box 1519, Fort Collins CO, USA 80522-1519
1000 East Drake Road, Fort Collins CO 80525
Tel.: +1 (970) 482-5811 • Fax: +1 (970) 498-3058
www.woodward.com

Distributors & Service

Woodward has an international network of distributors and service facilities. For your nearest representative, call the Fort Collins plant or see the Worldwide Directory on our website.

This document is distributed for informational purposes only. It is not to be construed as creating or becoming part of any Woodward Governor Company contractual or warranty obligation unless expressly stated in a written sales contract.

© Woodward 2003, All Rights Reserved

For more information contact: